

ROLLER

Gravity Roller Curve Conveyor
(2 in. Dia. x 12 Ga. Rollers)
(2 1/2 in. Dia. x 14 Ga. Rollers)

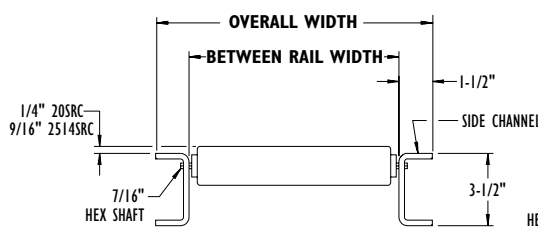
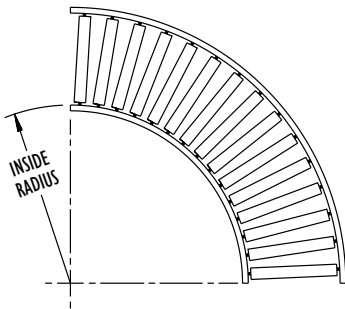


OAW	BR	Inside Radius	Rollers Per Curve 90°	Model No. 20SRC Unplated	Weight (Lbs) 90°	Model No. 2514SRC 19SRC	Weight (Lbs) 90°
16"	13"	32 1/2"	22	20SRC-13-90S	97	2514SRC-13-90S	107
18"	15"		22	20SRC-15-90S	105	2514SRC-15-90S	112
20"	17"		22	20SRC-17-90S	114	2514SRC-17-90S	121
22"	19"		22	20SRC-19-90S	122	2514SRC-19-90S	129
24"	21"		22	20SRC-21-90S	131	2514SRC-21-90S	139
26"	23"		42	20SRC-23-90D	161	2514SRC-23-90D	174
28"	25"		42	20SRC-25-90D	169	2514SRC-25-90D	182
30"	27"		42	20SRC-27-90D	177	2514SRC-27-90D	180
34"	31"	48"	42	20SRC-31-90D	211	2514SRC-31-90D	224
36"	33"		42	20SRC-33-90D	220	2514SRC-33-90D	233
40"	37"		42	20SRC-37-90D	238	2514SRC-37-90D	251
42"	39"		42	20SRC-39-90D	247	2514SRC-39-90D	260

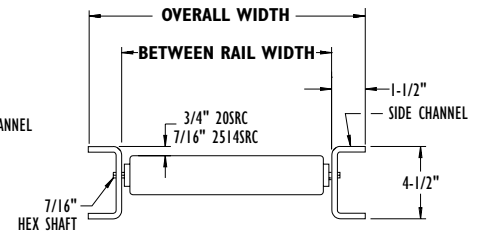
OAW	BR	Inside Radius	Rollers Per Curve 45°	Model No. 20SRC Unplated	Weight (Lbs) 45°	Model No. 2514SRC Unplated	Weight (Lbs) 45°
16"	13"	32 1/2"	11	20SRC-13-45S	50	2514SRC-13-45S	54
18"	15"		11	20SRC-15-45S	53	2514SRC-15-45S	57
20"	17"		11	20SRC-17-45S	58	2514SRC-17-45S	62
22"	19"		11	20SRC-19-45S	63	2514SRC-19-45S	67
24"	21"		11	20SRC-21-45S	67	2514SRC-21-45S	71
26"	23"		22	20SRC-23-45D	82	2514SRC-23-45D	89
28"	25"		22	20SRC-25-45D	85	2514SRC-25-45D	92
30"	27"		22	20SRC-27-45D	89	2514SRC-27-45D	106
34"	31"	48"	22	20SRC-31-45D	108	2514SRC-31-45D	115
36"	33"		22	20SRC-33-45D	112	2514SRC-33-45D	119
40"	37"		22	20SRC-37-45D	120	2514SRC-37-45D	129
42"	39"		22	20SRC-39-45D	124	2514SRC-39-45D	131

OAW	BR	Inside Radius	Rollers Per Curve 60°	Model No. 20SRC Unplated	Weight (Lbs) 60°	Model No. 2514SRC Unplated	Weight (Lbs) 60°
16"	13"	32 1/2"	14	20SRC-13-60S	73	2514SRC-13-60S	78
18"	15"		14	20SRC-15-60S	79	2514SRC-15-60S	84
20"	17"		14	20SRC-17-60S	86	2514SRC-17-60S	91
22"	19"		14	20SRC-19-60S	92	2514SRC-19-60S	97
24"	21"		14	20SRC-21-60S	98	2514SRC-21-60S	104
26"	23"		32	20SRC-23-60D	121	2514SRC-23-60D	131
28"	25"		32	20SRC-25-60D	127	2514SRC-25-60D	137
30"	27"		32	20SRC-27-60D	135	2514SRC-27-60D	143
34"	31"	48"	32	20SRC-31-60D	159	2514SRC-31-60D	168
36"	33"		32	20SRC-33-60D	165	2514SRC-33-60D	175
40"	37"		32	20SRC-37-60D	179	2514SRC-37-60D	189
42"	39"		32	20SRC-39-60D	186	2514SRC-39-60D	195

OAW	BR	Inside Radius	Rollers Per Curve 30°	Model No. 20SRC Unplated	Weight (Lbs) 30°	Model No. 2514SRC Unplated	Weight (Lbs) 30°
16"	13"	32 1/2"	7	20SRC-13-30S	32	2514SRC-13-30S	35
18"	15"		7	20SRC-15-30S	35	2514SRC-15-30S	37
20"	17"		7	20SRC-17-30S	38	2514SRC-17-30S	40
22"	19"		7	20SRC-19-30S	40	2514SRC-19-30S	43
24"	21"		7	20SRC-21-30S	43	2514SRC-21-30S	46
26"	23"		12	20SRC-23-30D	53	2514SRC-23-30D	57
28"	25"		12	20SRC-25-30D	56	2514SRC-25-30D	60
30"	27"		12	20SRC-27-30D	58	2514SRC-27-30D	59
34"	31"	48"	18	20SRC-31-30D	70	2514SRC-31-30D	74
36"	33"		18	20SRC-33-30D	73	2514SRC-33-30D	77
40"	37"		18	20SRC-37-30D	79	2514SRC-37-30D	83
42"	39"		18	20SRC-39-30D	82	2514SRC-39-30D	86



SET HIGH



SET LOW

• STANDARD SPECIFICATIONS

WIDTHS—Between Rail Width 13 in., 15 in., 17 in., 19 in., 21 in., 23 in., 25 in., 27 in., 31 in., 33 in., 37 in., and 39 in.

FRAME—3 1/2 in. or 4 1/2 in. deep x 1 1/2 in. flange x 10 ga. powder painted formed steel channel with bolt-in cross members.

BUTT COUPLINGS—Bolt-on type for bolting sections together.

CURVES—30°, 45°, 60° and 90° with 32 1/2 in. inside radius for widths up to 27 in., 48 in. inside radius for 31 in. to 39 in. between rail widths.

ROLLERS—(Straight) "20-SRC" 2 in. dia. x 12 ga. unplated steel tubing, "2514-SRC" 2 1/2 in. dia. x 14 ga. unplated steel tubing. Rolled over ends provide a firm bearing seat and rounded ends. Bearings are labyrinth sealed and grease packed.

AXLES—7/16 in. hex shaft, spring loaded.

CAPACITY—Same per foot capacity as straight sections. See charts previous page.

