

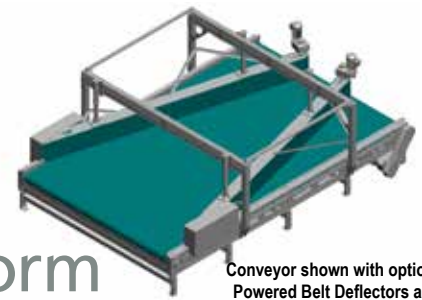
# TS4100-150

## Transnorm Mega Merge

The Model TS4100-150 uses a bilateral belt guide system to ensure constant and precise belt tracking that allows a minimal length and maximum width merge area. Other widths and lengths available, Contact Transnorm.

- 4 Belt Widths
  - Clipper Lacing
  - 40 lb/ft Load Capacity
  - Speeds up to 600 FPM
- F.O.B. Arlington, Texas

**transnorm**  
your best move



Conveyor shown with optional Powered Belt Deflectors and Support Structure.



For warranty/spare parts contact Transnorm System's customer service. Please provide Transnorm's serial number.

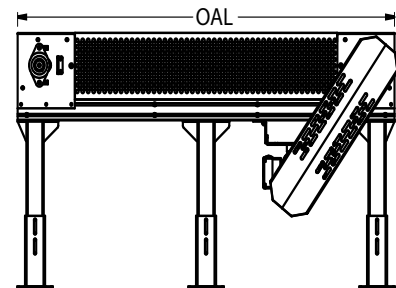
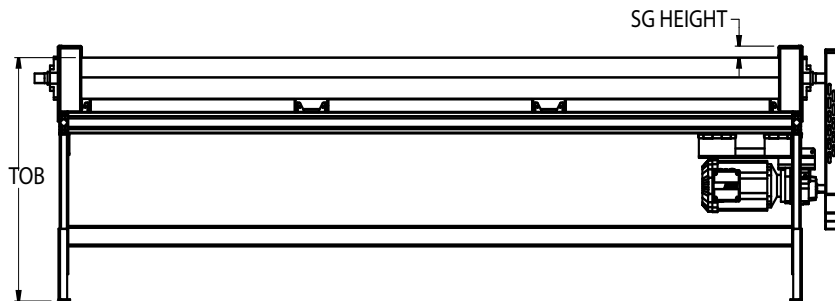
Transnorm System Inc.

2810 Avenue E East

Arlington, TX 76011

Phone: 1-800-331-1749 X 249

Fax: (972) 606-0768



## • STANDARD SPECIFICATIONS

**BELT**—Black, Low Friction Clipper Laced on 10° Bias

**FRAME**—11.2" deep x 40mm x 80mm Aluminum Extrusion

**PULLEYS**—1 7/16 in. dia. Shaft Through bearings. Adjustable to control belt tension.

**BEARINGS**—Sealed, pre-lubricated, self-aligning, ball bearings on drive and tail pulley. Re-lube type.

**MOTOR**—¾ HP Shaft Mounted Right Angle Gearmotor 208/230/460/575V-3Ph. 60 Hz (Specify Exact Voltage).

**BELT SPEED**—Constant 65 FPM at center line of conveying surface.

**CAPACITY**—Maximum load per linear foot (measured at center line of conveying surface) 40 lbs.

**FLOOR SUPPORTS**—Standard rectangular tubing style for up to 39" T.O.B. Other heights available (Contact Factory)

## • OPTIONAL EQUIPMENT

**DRIVE LOCATION**—Left or Right Hand, Discharge End only.

**MOTORS**—Other HP available, 7 1/2 HP maximum (contact factory).

**BELTS**—Types and styles other than standard are available (contact factory).

**CEILING HANGERS**—Includes mounting brackets and cross pipes only.

**GUARD RAILS**—3 in. to 24 in. tall available for all sizes.

**ELECTRICAL CONTROLS**—AC variable frequency drives available

**CUSTOM COLORS**—Available (contact factory). Paint chip must be provided.